






PRODUCT SHEET
REV 0.0 - IT202504
8007 AMBERIUS



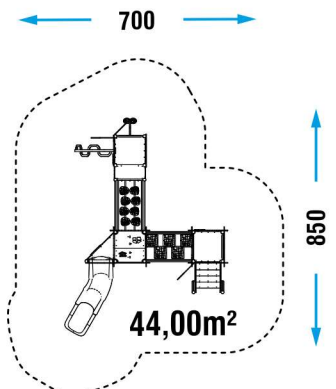
ORGANIZATION WITH QUALITY MANAGEMENT SYSTEM
ISO 9001:2015 CERTIFIED by
EuCI European Certification Institute LTD
Certificate N.: GOTT2532Q1902

ORGANIZATION WITH ENVIRONMENTAL MANAGEMENT SYSTEM
ISO 14001:2015 CERTIFIED by
EuCI European Certification Institute LTD
Certificate No: GOTT2532E1801




	CATALOG COLLECTION	PARTY LINE
	DIMENSIONS (L x W x H) in cm	415 x 555 x 370 cm
	IMPACT AREA	44,00 m ²
	MAXIMUM CFH	130 cm
	SUGGESTED AGE OF USE	5+
	NUMBER OF USERS	20

SECURITY AREA



COMPOSITION

- n° 15 70x70 mm octagonal section aluminium structural posts
- n° 5 recycled anti-slip HDPE decks
- n° 2 open metal guard panel
- n° 1 open metal guard panel for perch
- n° 4 HDPE sheet guard panels
- n° 1 perch
- n° 1 stairs with recycled anti-slip HDPE steps
- n° 1 HDPE sheet thrust bearing
- n° 1 2-rung backrest
- n° 1 3-rung backrest
- n° 1 HDPE sheet climbing
- n° 1 «GOBBE» bridge
- n° 1 «FUNGHI» bridge
- n° 1 roto-molded PTE modular slide (H130)
- n° 1 metal «ARCO» climbing with handles
- n° 1 HDPE sheet roof
- HDPE sheet decorations

PLAY PANELS
INSTALLATION


Where there is an aluminum pole, the plinth must be created directly on it.



If there is already an adequate fund in CLS the game can be supplied with special brackets for fixing to the ground (option applicable only with confirmation of feasibility).

Make a proper security surface according to CFH. Periodic maintenance is mandatory, following manual supplied to customer.

MATERIALE (mm) MATERIAL (mm)	DESCRIZIONE (mm) DESCRIPTION (mm)	PROFONDITÀ MINIMA (mm) (b) MINIMUM DEPTH (mm) (b)	ALTEZZA MASSIMA DI CADUTA (mm) CRITICAL FALL HEIGHT (mm)
PRATO/TERRICCIO LAWN/SOIL			1000 (d)
CORTECCIA BARK	PEZZATURA DA 20 A 80 20 TO 80 GRAIN SIZE	200	2000
		300	3000
TRUCIOLI DI LEGNO WOOD CHIPS	PEZZATURA DA 20 A 80 20 TO 80 GRAIN SIZE	200	2000
		300	3000
SABBIA SAND	PEZZATURA DA 20 A 80 20 TO 80 GRAIN SIZE	200	2000
		300	3000
GHIAIA GRAVEL	PEZZATURA DA 20 A 80 20 TO 80 GRAIN SIZE	200	2000
		300	3000
PAVIMENTAZIONE IN GOMMA RISPONDENTE A HIC RUBBER SURFACING RESPONDENT TO HIC	SPESSORE/THICKNESS	30mm	1000
		40mm	1300
		45mm	1500
		60mm	2000
		70mm	2500
		90mm	3000
			SOTTOPOSTA A PROVE DI CADUTA DEPENDENT ON CERTIFICATION TESTS